

EASY  
INSTALLATION



FREE  
MAINTENANCE

## Features & Installation



# eco<sub>3</sub>

## Air Purifier



### CHARACTERISTICS

- > Remove odors.
- > Destroy biological pollutants such as bacteria, viruses, molds, allergens and germs.
- > Increases oxygen concentration, keeping healthy levels and avoiding stuffy inside.
- > Reduces driver's sleepiness.
- > Reduces infection risk.
- > Prevents passenger's dizziness and nausea feeling.
- > Can be installed in new equipment and in those already working.
- > Removes dust in the air.
- > Removes some pollutants gases.

With the aim to improve indoor air quality inside buses and coaches, Hispacold has developed **eco<sub>3</sub>**, an air purifier that prevents odors, and neutralizes microorganisms, germs and allergens. The operation of **eco<sub>3</sub>** is based on the generation of an adequate proportion of ozone and negative ions, thus increasing oxygen concentration and maintaining it at suitable levels, preventing the air inside the vehicle from fouling.

Using **eco<sub>3</sub>** air purifier, a decrease of 93% is observed in the total number of colony forming units (CFU/m<sup>3</sup>).

**The eco<sub>3</sub> air purifier has demonstrated its effectiveness in the vehicles on which it has been installed, and has been scientifically tested by the prestigious international company and environmental expert SGS Tecnos.**

### DATA SHEET

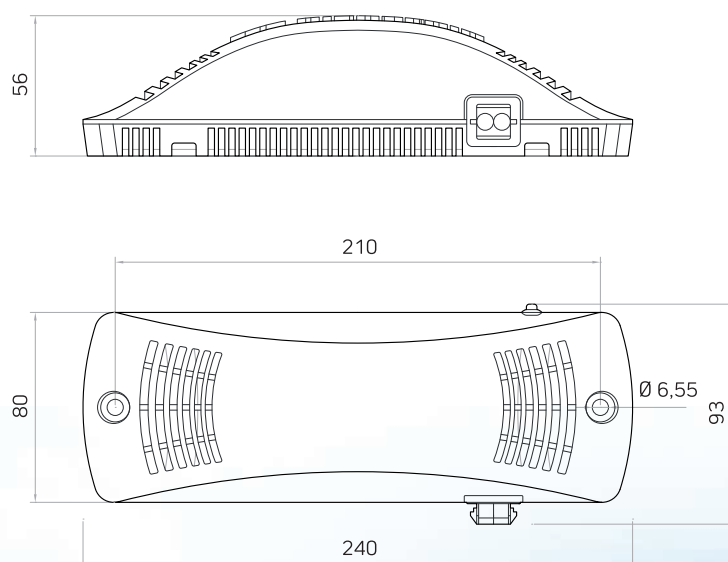
Voltage	24 VDC
Consumption	40 mA
Weight	230 g
Temp. Range	-10°C - 65°C
Life operation	20.000 h
Min air speed	0,8 m <sup>3</sup> /s
EMC according to ECE R10 Regulation	

### CONSEQUENCES OF POOR INDOOR AIR QUALITY

- > Unpleasant environment
- > Concentration of germs, bacteria, viruses, etc.
- > Increase of breathing diseases
- > Unpleasant odours
- > Tiredness
- > Dizziness



### DIMENSIONS



# Installation

## APPLICATION

- > Could be used in bus and coach from 5 metres to 18 metres, articulated and triple articulated bus.
- > Could be applied in roof top and split (integrated) HVAC solutions.
- > 1 module for vehicles  $\leq 7$  metres long.
- > 2 modules for 12 metres long buses.
- > 4 modules for articulated buses / double decker.

In case the HVAC systems is from the **Hispacold** brand, the **eco<sub>3</sub>** device will be previously installed within the same equipment.

In case of retrofitting or integration of the **eco<sub>3</sub>** in vehicles equipped with other brand's HVAC systems, the **eco<sub>3</sub>** device could also be installed fulfilling the following instructions:

## ASSEMBLY INSTRUCTION

- 1 Find the access to inlet area of the HVAC inside the vehicle.
- 2 For the commissioning, use the fixing point already available on the device.
- 3 Fix the electrical supply, using the connection already supply with the device.
- 4 To ensure the min air speed through **eco<sub>3</sub>** device according specifications, the electrical Supply need to be available only when the evaporator blowers of the HVAC are running.

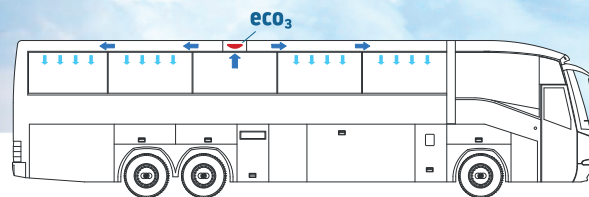
## FREE MAINTENANCE



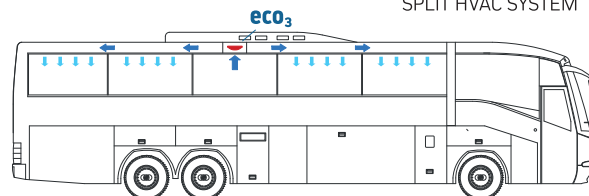
Ensure min air speed through **eco<sub>3</sub>** device = min 0,8 m<sup>3</sup>/s.



Check that the Green LED is on.



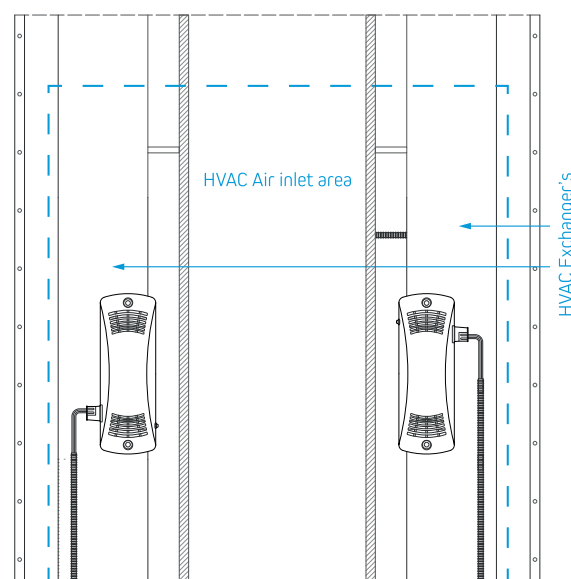
SPLIT HVAC SYSTEM



↑ Recirculating Air intake grille

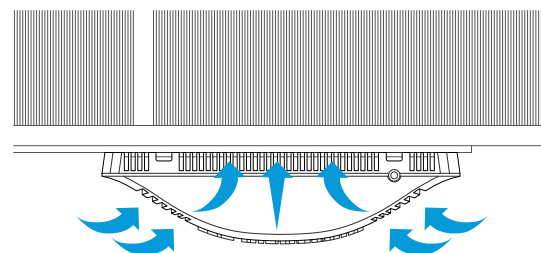
ROOF TOP HVAC SYSTEM

## LOCATION



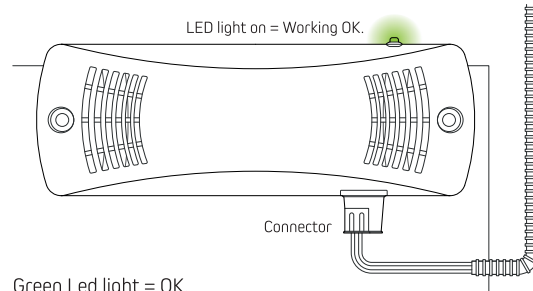
Bottom view: Air inlet area of the HVAC systems inside the vehicle.

## POSITION



Recommended position.

## CHECKING



Green Led light = OK.



**Present** in more than **100 countries**

**[hispacold.es](http://hispacold.es)**